



Features and Benefits:

- Smaller dimensions to better fit in low profile signs
- 1/2" NPT threaded connector on AC side to simplify electrical wiring
- Wide AC input voltage range 100-277V 50/60Hz
- Active Power Factor Correction (0.96 Typical)
- Surge, over-current, over-voltage, over-temperature and short-circuit protections
- IP67 rated, UL certified for use in dry and damp locations
- Compliant with FCC Title 47 CFR Part 15, ANSI C63.4: 2009 Class B
- 5 Year Limited Warranty



12V DC



5 YEAR WARRANTY



IP67



SELV

RoHS

PRODUCT INFORMATION

Part Number	PS12-60WSL-100-277V
Rated Input Voltage	100 -277V AC
Rated Input Frequency	50/60 Hz
AAC Input Current	Nom. 0.63 A
Rated DC Output Voltage ¹	12 V DC
Max. DC Output Power	60W DC
Max. DC Output Current	5.0A DC
Power Efficiency ²	83% @ 220V AC, 100% load
Typical Power Factor	0.96 @ 100V AC 0.95 @ 220V AC
Max. Inrush Current (A) ³	60A
IP Rating	IP67
Operating Ambient Temp.	-40° — +140° F (-40° — +60° C)
Lifetime	50,000 hours @ 45°C ambient, 80% load
Dimensions (L x W x H)	9.67" x 1.35" x 1.68" 246 mm x 34 mm x 43 mm
Net Weight	1.54 lb 0.70 kg

¹ Tolerance ± 0.6V

² Measured at 220V AC, 100% load

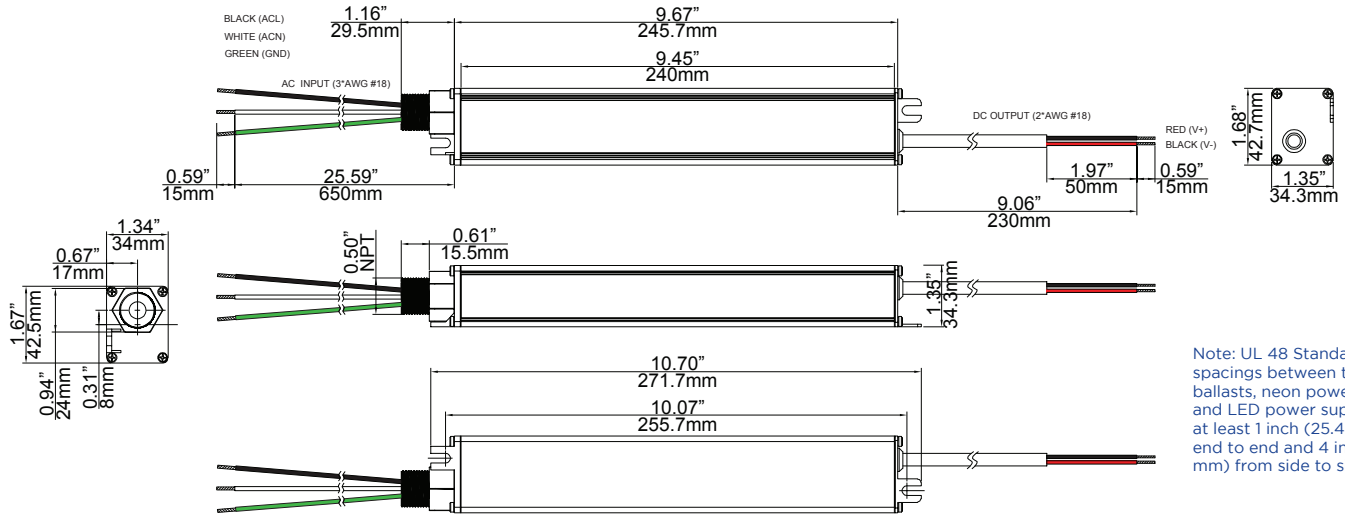
³ Measured at 220V AC input and 25°C cold start

STANDARD COMPLIANCE

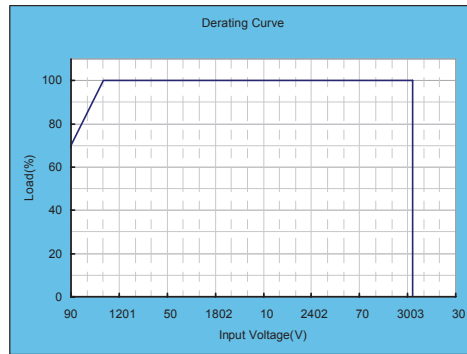
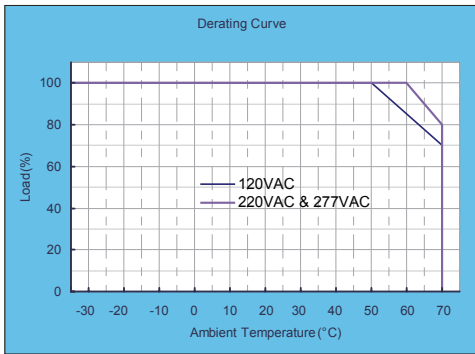
Safety	Safety Standards
UL / cUL	CE
Country/Region	UL 8750, UL 1012, UL 879, UL 879A
USA & Canada	EU
	CSA-C22.2 No.207
EMI Standards	
EN 55015	Conducted emission Test & Radiated emission Test with 6 dB margin
EN 61000-3-2	Harmonic current emissions: Class C
EN 61000-3-3	Voltage fluctuations & flicker
EN 61000-4-2	Electrostatic Discharge (ESD): 8 kV air discharge, 4 kV contact discharge
EN 61000-4-3	Radio-Frequency Electromagnetic Field Susceptibility Test-RS
EN 61000-4-4	Electrical Fast Transient / Burst (Level 3 2KV/5K Hz)
EN 61000-4-5	Surge Immunity Test: AC Power Line (L to N 2 kV, L to GND4 kV)
EN 61000-4-6	Conducted Radio Frequency Disturbances Test-CS
EN 61000-4-8	Power Frequency Magnetic Field Test
EN 61000-4-11	Immunity against mains dips/ mains interruptions
EN 61547	Electromagnetic Immunity Requirements Applies to Lighting Equipment



DIMENSIONS



DERATING CURVE



WIRING GAUGE CHART

Wire Size		Maximum Distance*	
Gauge (AWG)	Metric (mm ²)	Feet	Meters
26	0.13	3	0.9
24	0.21	4	1.2
22	0.33	7	2.1
20	0.52	11	3.4
18	0.82	18	5.5
16	1.31	29	8.8
14	2.08	45	13.7
12	3.31	71	21.6
10	5.26	120	36.6

*Distance from power supply to 100% load

SHIPPING INFORMATION

Module Type	Specs	Packaging Quantity		Case Weight	SKU Dimensions			Case Dimensions			
		Per SKU	Per Case		W	D	H	W	D	H	
PS12-60WSL-100-277V	# of Units			lb kg							inch mm



1. The maximum case temperature Tc shall not exceed 194°F (90°C) when used in end product.
2. These products are intended to be connected to a max. 20 A branch circuit.
3. These products are intended for use in dry and damp locations.